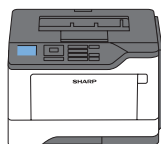


PRODUCT CONFIGURATION

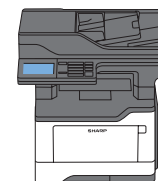


MX-B467P

Desktop Printer
Single Drawer (included)

MX-B467P

Base model includes MX-B467P print only with 2.4" LCD display, wired connectivity, PCL 5e/6, PostScript® 3™ emulation, 1 x 250 sheet paper tray. Includes toner (starter toner estimated yield: 5,000 images) and imaging unit (60,000).



MX-B467F

Desktop MFP
Single Drawer (included)

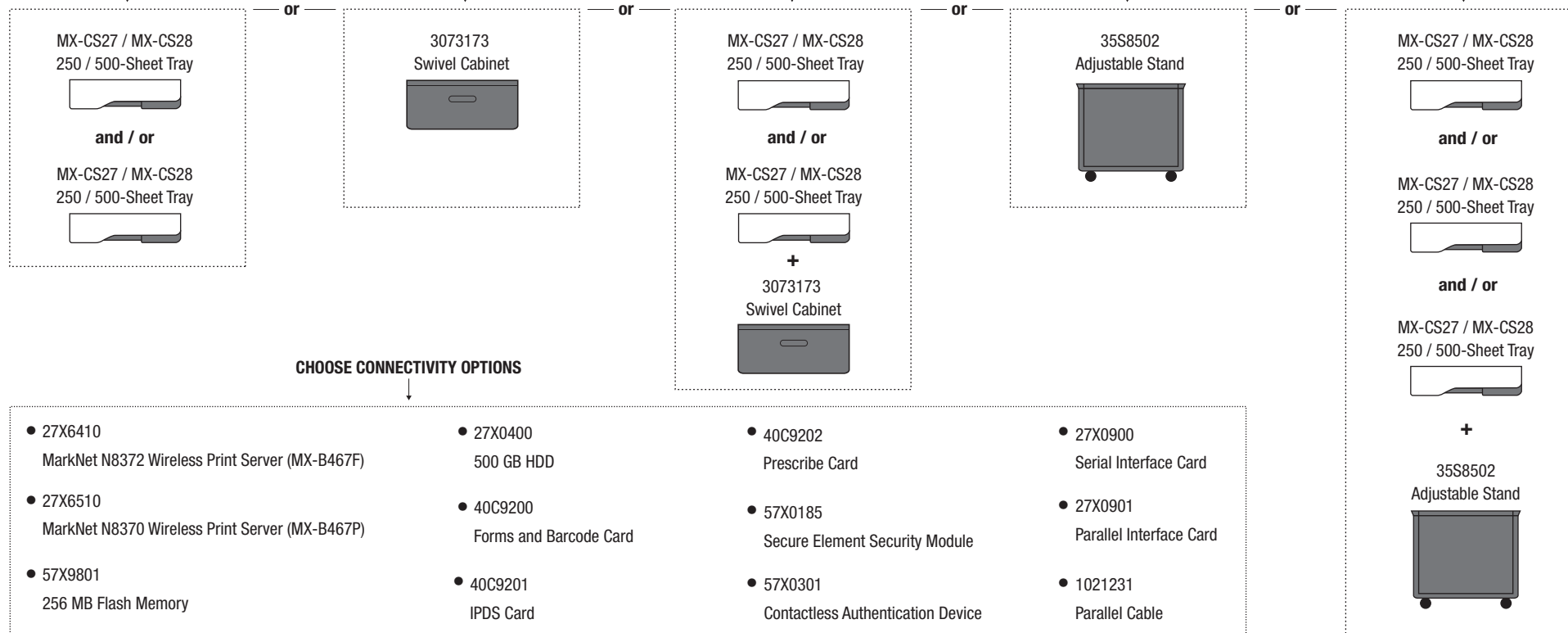
MX-B467F

Base model includes MX-B467F copy, print, scan and fax with 4.3" color touch screen, wired connectivity, PCL 5e/6, PostScript® 3™ emulation, 1 x 250 sheet paper tray. Includes toner (starter toner estimated yield: 6,000 images) and imaging unit (60,000).

CHOOSE PAPER FEED OPTIONS

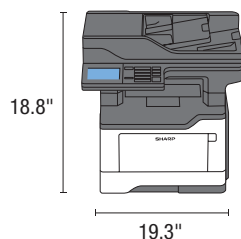
Table Top Configuration

Floor Standing Console Configurations

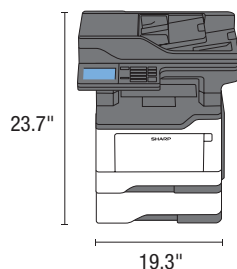


SPACE REQUIREMENTS AND PLANNING

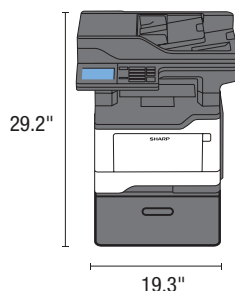
MX-B467F
(standard drawer,
table top)
350-sheet maximum



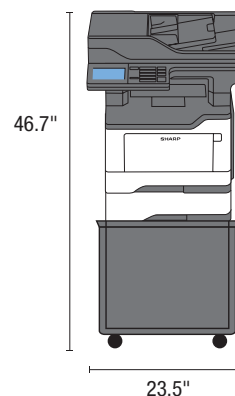
MX-B467F + MX-CS28
(1 additional drawer,
table top)
900-sheet maximum



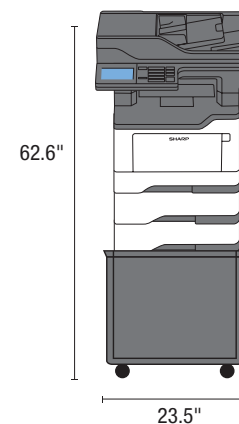
MX-B467F + 3073173
(standard drawer, swivel
cabinet, table top)
350-sheet maximum



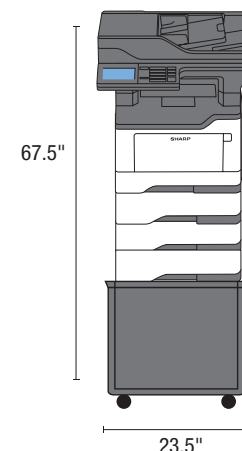
MX-B467F + MX-CS28 + 35S8502
(standard drawer,
floor standing)
900-sheet maximum



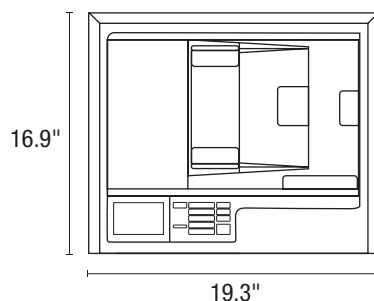
**MX-B467F + (2) MX-CS28
+ 35S8502**
(standard drawer,
floor standing)
1,450-sheet maximum



**MX-B467F + (3) MX-CS28
+ 35S8502**
(standard drawer,
floor standing)
2,000-sheet maximum



Overhead View with Stand



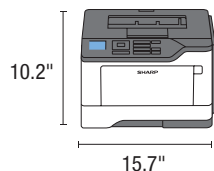
Plan ahead to ensure your installation is a great success! Check the latest information on these products and have the following items available prior to installation.

- **Firmware:** Check the service.sharppamericas.com site to make sure the machine and accessories have the latest firmware prior to installation at the customer site.
- **Power Source:** Verify the power source at the customer site. Requires 110-127 V AC @ 60 HZ with a 15 A receptacle outlet and circuit breaker.
- **Product Keys:** Obtain application codes for any accessories that may require a product key prior to arrival at the customer site.
- **Supplies:** Verify that the customer has enough supplies on hand. Starter toner included.
 MX-B46T Black Toner Cartridge (25K)
 MX-B46DU Imaging Unit (60K)

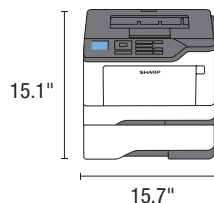
Design and specifications are subject to change without notice. All product dimensions listed are approximate.

SPACE REQUIREMENTS AND PLANNING

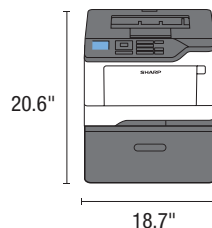
MX-B467P
(standard drawer,
table top)
350-sheet maximum



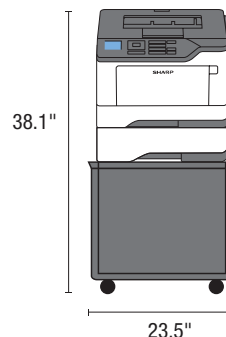
MX-B467P + MX-CS28
(1 additional drawer,
table top)
900-sheet maximum



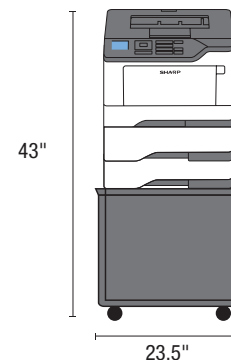
MX-B467P + 3073173
(standard drawer, swivel
cabinet, table top)
350-sheet maximum



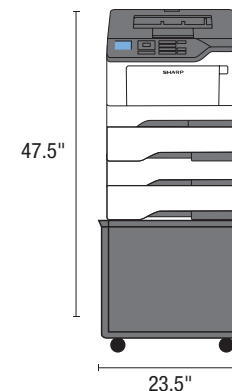
**MX-B467P + MX-CS28
+ 35S8502**
(standard drawer,
floor standing)
900-sheet maximum



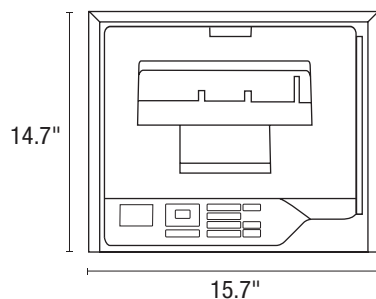
**MX-B467P + (2) MX-CS28
+ 35S8502**
(standard drawer,
floor standing)
1,450-sheet maximum



**MX-B467P + (3) MX-CS28
+ 35S8502**
(standard drawer,
floor standing)
2,000-sheet maximum



Overhead View with Stand



Plan ahead to ensure your installation is a great success! Check the latest information on these products and have the following items available prior to installation.

- **Firmware:** Check the service.sharppamerica.com site to make sure the machine and accessories have the latest firmware prior to installation at the customer site.
- **Power Source:** Verify the power source at the customer site. Requires 110-127 V AC @ 60 HZ with a 15 A receptacle outlet and circuit breaker.
- **Product Keys:** Obtain application codes for any accessories that may require a product key prior to arrival at the customer site.
- **Supplies:** Verify that the customer has enough supplies on hand. Starter toner included.

MX-B46T Black Toner Cartridge (25K)

MX-B46DU Imaging Unit (60K)

Design and specifications are subject to change without notice. All product dimensions listed are approximate.